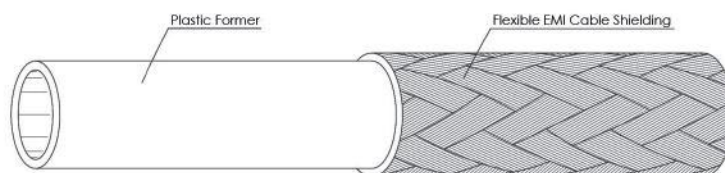


EMI Cable Shielding and Protection Solutions



professional
EMI/EMC
solutions




- Optical covering value **min. 93%**
- High expansion and contraction ability with super flexibility
- Plastic Former that can be **easily removed** and used as a guide
- EMI cable shielding braid is provided on the Plastic Former. Plastic Former hose makes assembly easy. It also provides the protection of the EMI cable shielding form.
- It is produced in **11 different diameters from 3mm to 40mm**.
- It is suitable for cable shielding in **military standards**.

AC-4500 Flexible EMI Cable Shielding Cu/Sn*							
Product Code	Plastic Pipe Dia. (mm)	Wire Size AWG/mm	Harness Tolerance (mm)**		Coverage (%)		Max. Weight (kg/km)***
			min.Ø	max.Ø	minimum	nominal	
AC-4503	3,0 ± 0,15	38 / 0,10	2,5	5,0	93,0	99,0	12,95
AC-4504	4,0 ± 0,25	36 / 0,127	3,5	7,5	93,0	99,1	21,45
AC-4506	6,0 ± 0,25	36 / 0,127	4,5	9,5	93,0	98,9	29,27
AC-4507	7,5 ± 0,25	36 / 0,127	7,0	14,0	93,0	99,4	44,51
AC-4510	10,0 ± 0,25	36 / 0,127	8,0	22,0	93,0	99,5	54,45
AC-4512	12,5 ± 0,25	36 / 0,127	11,0	24,0	93,0	99,3	67,94
AC-4515	15,0 ± 0,35	36 / 0,127	13,5	28,0	93,0	99,0	90,15
AC-4520	20,0 ± 0,35	36 / 0,127	16,0	36,0	93,0	98,8	104,80
AC-4525	25,0 ± 0,35	32 / 0,20	20,0	38,0	93,0	98,2	197,50
AC-4530	30,0 ± 0,35	32 / 0,20	25,0	40,0	93,0	97,9	209,90
AC-4540	40,0 ± 0,35	32 / 0,20	35,0	50,0	93,0	96,2	283,54

* With tin-plated copper wire

** Recommended harness tolerance values. Reference values can be increased or decreased according to the application.

*** Max. weight value does not include plastic pipe weight. The thickness tolerance value for copper wire is ±%3,5 turns.





VDE Prüf- und Zertifizierungsinstitut

GUTACHTEN MIT FERTIGUNGSÜBERWACHUNG
CERTIFICATE OF CONFORMITY WITH FACTORY SURVEILLANCE

AC Proje Tasarim San. Ve Tic. A.Ş.
Çamlıca Mah., Anadolu Bulvarı,
Timko Sokak-1, 1 Blok, No:20-1/5
06200 Ankara
Turkey


ist berechtigt, für ihr Produkt /
is authorized to use for their product
Geflechschlauch, metallisch
Tubular braid, metallic





- **Polyester Braided Slewing** is suitable for the mechanical protection of harnesses, hoses and all other applications where **exceptional flexibility combined** with superior abrasion / cut resistance is required.
- It acts as an economical tool for wire bundling that will not retain heat or moisture, easily expands to fit irregular shapes, then shrinks for fit and grip.
- **To prevent fraying**, these products should be cut to length using a hot knife.
- Application temperature range is between **-50°C and + 150°C**.

AC-4100 Polyester Braided Slewing (PET)						
Product Code	Nominal PET Dia. (mm)	Number of Carriers (pcs)	Number of Times (pcs)	Bundle Diameter (mm)		Max.Weight (kg/km)
AC-4105	0,250	16	1	1	5	1,100
AC-4112	0,250	36	1	3	9	2,210
AC-4125	0,250	24	3	4	11	4,918
AC-4138	0,250	36	3	5	16	7,470
AC-4150	0,250	48	3	8	19	9,836



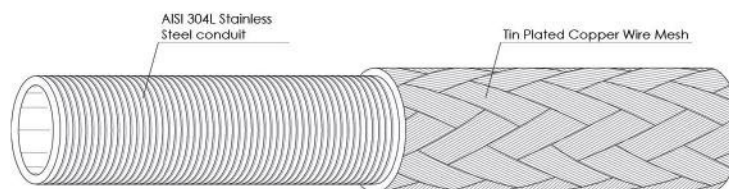


- **Meta-Aramid Braided Sleeving** are produced for applications where protection against high temperatures and fire is expected, especially in the defense industry, civil and military aviation rail systems and shipbuilding industry.
- It is made of non-flammable meta-aramid (**NOMEX®**) material.
- Working temperature is between **-60°C** and **+ 240°C**. When exposed to high humidity or extreme temperatures, it can maintain its integrity at temperatures above 245°C.
- It is flexible, it can be expanded for easy installation over large lengths. Provides mechanical protection for cable groups.
- Provides superior protection against abrasion, flames and high temperature even in the harshest environments.
- It is highly resistant to radiation and liquids.

Material	: Poliaramid Polimetafenilen İzotalamid (NOMEX®)
Operating Temp	: -60°C to +240°C
Melting Point	: Does not melt / Carbonisation above +370°C
Flammability	: UL94 V0 (Raw material)

AC-4200 Meta-Aramid Braided Sleeving *					
Product Code	Description According to EN6049	Bundle (mm)		Colour	Reel Length (m)
		min.Ø	max.Ø		
AC-4202	EN6049-003-02-5	1	2	Natural White	100
AC-4204	EN6049-003-04-5	2	4	Natural White	100
AC-4206	EN6049-003-06-5	3	6	Natural White	100
AC-4208	EN6049-003-10-5	5	10	Natural White	100
AC-4210	EN6049-003-14-5	8	14	Natural White	100


* NOMEX® is a registered trademark of DuPont.

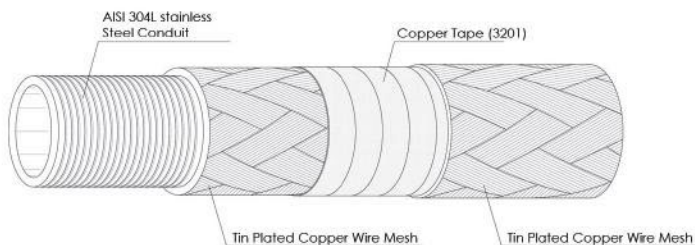


- **Stainless steel spiral hose** used as steel conduit is a general purpose **high quality connecting hose**.
Made of AISI 304L stainless steel material.
- Tin-plated copper wire mesh is **provided by wrapping it in a steel conduit**.
- Provides high compressive strength.
- It is produced in **10 different diameters from 10,7 mm to 62,4 mm**.

AC-4400 EMI Cable Shielding With Metal Conduit Cu/Sn*						
Product Code	Steel Conduit Inner Diameter (mm)	Steel Conduit Outer Diameter (mm)	Knitted Outer Diameter (mm)	Tolerance (mm)	Copper Wire Diameter (mm)	Minimum Bending Diameter Static rmin (mm)
AC-4411	6,2	9,6	10,7	± 0,2	0,127	25
AC-4414	8,2	12,2	13,7	± 0,2	0,127	34
AC-4416	10,2	14,2	15,6	± 0,3	0,127	38
AC-4418	12,2	16,3	17,8	± 0,3	0,127	44
AC-4423	16,2	21,6	22,8	± 0,3	0,127	48
AC-4429	20,2	26,9	28,5	± 0,3	0,200	69
AC-4434	25,3	32,1	33,8	± 0,4	0,200	84
AC-4444	32,2	41,1	43,1	± 0,4	0,200	104
AC-4453	40,1	49,7	52,1	± 0,4	0,200	129
AC-4463	50,2	60,2	62,4	± 0,5	0,200	160

* With tin-plated copper wire.






- **Stainless steel spiral hose** used as steel conduit is a general purpose high quality connecting hose. Made of AISI 304L stainless steel material.
- After the **tin-plated copper wire mesh** wrapped **on the steel conduit**, an intermediate layer is applied with **conductive copper tape** material in one layer. The product is completed by making a shielding braid with tin-plated copper wires as the top layer on the applied copper tape layer.
- Provides high compressive strength.
- It is produced in **10 different diameters from 11,0 mm to 62,9 mm**.

AC-4400-DS EMI Cable Shielding With Metal Conduit & Copper Tape Cu/Sn*						
Product Code	Steel Conduit Inner Diameter (mm)	Steel Conduit Outer Diameter (mm)	Knitted Outer Diameter (mm)	Tolerance (mm)	Copper Wire Outer Diameter (mm)	Minimum Bending Diameter Static r _{min} (mm)**
AC-4411-DS	6,2	9,6	11,0	± 0,2	0,127	33
AC-4414-DS	8,2	12,2	14,0	± 0,2	0,127	44
AC-4416-DS	10,2	14,2	15,9	± 0,3	0,127	50
AC-4418-DS	12,2	16,3	18,1	± 0,3	0,127	57
AC-4423-DS	16,2	21,6	23,1	± 0,3	0,127	63
AC-4429-DS	20,2	26,9	28,8	± 0,3	0,200	90
AC-4434-DS	25,3	32,1	34,3	± 0,4	0,200	109
AC-4444-DS	32,2	41,1	43,6	± 0,4	0,200	135
AC-4453-DS	40,1	49,7	52,6	± 0,4	0,200	168
AC-4463-DS	50,2	60,2	62,9	± 0,5	0,200	208

* With tin-plated copper wire.

** The bending diameter may vary ±15% depending on the amount of wiring harness applied.




AC44-XX-KS-1-XX-XX



Standard EMI Cable Shielding With Metal Conduit

It is manufactured by making wire braid on a spiral shaped stainless steel body. Braiding is done in a single layer. It is made with tin or nickel plated copper wires.

AC44-XX-KS-2-XX-XX



Double EMI Cable Shielding With Metal Conduit

It is manufactured by making wire braid on a spiral shaped stainless steel body. Braiding is done in two layers on top of each other. It is made with tin or nickel plated copper wires.

AC44-XX-KS-3-XX-XX

Triple EMI Cable Shielding With Metal Conduit

It is manufactured by making wire braid on a spiral shaped stainless steel body. Braiding is done in three layers on top of each other. It is made with tin or nickel plated copper wires.

AC44-XX-DS-1-XX-XX

EMI Cable Shielding With Metal Conduit & Copper Tape

It is manufactured by making wire braid on a spiral shaped stainless steel body. After a single layer of copper wire braid is made, an interlayer is applied with conductive copper tape material in one layer. It is finished by making the last layer of copper wire braiding.

AC44-XX-AS-1-XX-XX

EMI Cable Shielding With Metal Conduit & Aluminium Tape

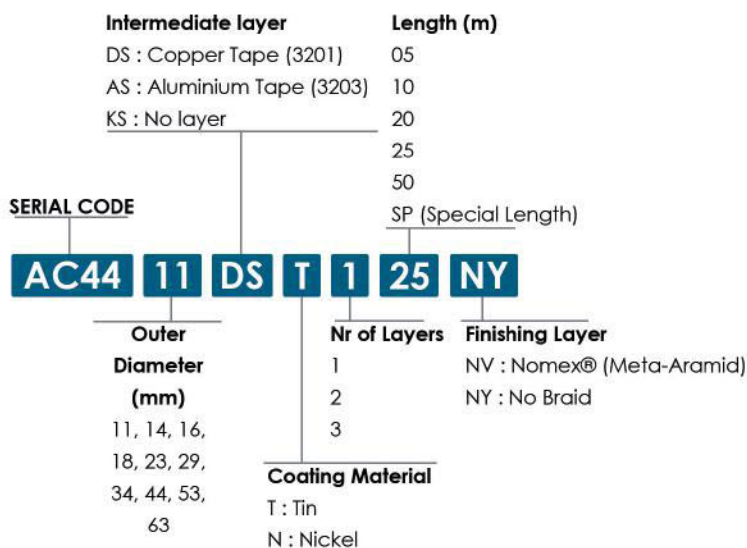
It is manufactured by making wire braid on a spiral shaped stainless steel body. After a single layer of copper wire braid is made, an interlayer is applied with conductive aluminium tape material in one layer. It is finished by making the last layer of copper wire braiding.

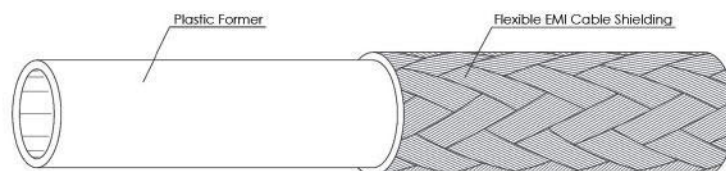
AC44-XX-XX-1-XX-NV



EMI Cable Shielding With Metal Conduit and Nomex® Finishing

It is manufactured by making wire braid on a spiral shaped stainless steel body. After the requested layers are completed, Meta-Aramid yarn braiding is done as the last layer.





- Optical covering value **min. 93%**
- High expansion and contraction ability with super flexibility
- Plastic Former that can be **easily removed** and used as a guide
- EMI cable shielding braid is provided on the Plastic Former. Plastic Former hose makes assembly easy. It also provides the protection of the EMI cable shielding form.
- It is produced in **11 different diameters from 3mm to 40mm**.
- It is suitable for cable shielding in **military standards**.

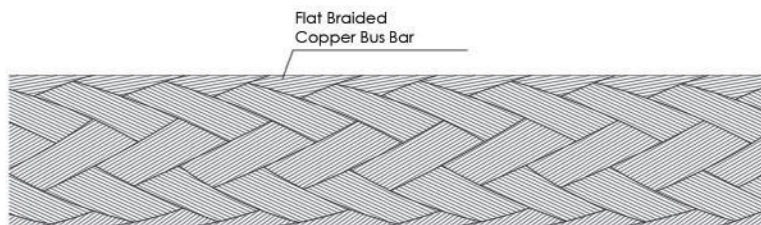
AC-4600 Flexible EMI Cable Shielding Cu/Ni*							
Product Code	Plastic Pipe Dia.(mm)	Wire Size AWG/mm	Harness Tolerance (mm)**		Coverage (%)		Max. Weight (kg/km)***
			min.Ø	max.Ø	minimum	nominal	
AC-4603	3,0 ± 0,15	38 / 0,10	2,5	5,0	93,0	99,0	12,82
AC-4604	4,0 ± 0,25	36 / 0,127	3,5	7,5	93,0	99,1	21,23
AC-4606	6,0 ± 0,25	36 / 0,127	4,5	9,5	93,0	98,9	28,98
AC-4607	7,5 ± 0,25	36 / 0,127	7,0	14,0	93,0	99,4	44,07
AC-4610	10,0 ± 0,25	36 / 0,127	8,0	22,0	93,0	99,5	53,91
AC-4612	12,5 ± 0,25	36 / 0,127	11,0	24,0	93,0	99,3	67,26
AC-4615	15,0 ± 0,35	36 / 0,127	13,5	28,0	93,0	99,0	89,25
AC-4620	20,0 ± 0,35	36 / 0,127	16,0	36,0	93,0	98,8	103,75
AC-4625	25,0 ± 0,35	32 / 0,20	20,0	38,0	93,0	98,2	195,53
AC-4630	30,0 ± 0,35	32 / 0,20	25,0	40,0	93,0	97,9	207,80
AC-4640	40,0 ± 0,35	32 / 0,20	35,0	50,0	93,0	96,2	280,70

* With nickel-plated copper wire (for high temperature applications)

** Recommended harness tolerance values. Reference values can be increased or decreased according to the application.

*** Max. weight value does not include plastic pipe weight. The thickness tolerance value for copper wire is ±%3,5 turns.





- **Flexible braids** absorb elongation and shortening due to heat. They are preferred in **low and high voltage** mobile environments where the effects of vibration and impact are likely.
- Tin plated copper wire knitting products can be **used as bars**.
- The flexible structure allows formal application advantages.
- **High expansion and contraction ability** with **super flexibility**.
- Uncoated copper wire products can be produced on demand and upon request.
- Flexible knitted copper products are used in **high voltage locations** such as transformer buildings, electrical panels, dams, generators, factories, high voltage units, ships and **BAS & BAR systems**.

AC-4800 Flat Braided Copper Bus Bar Cu/Sn*			
Product Code	Width (mm)	Height (mm)	Sectional wire area ** (mm ²)
AC-4802	4	0,90	1,256
AC-4804	5	1,10	2,127
AC-4807	8	1,20	2,735
AC-4809	9	1,40	4,254
AC-4812	13	1,35	5,470
AC-4816	16	1,40	6,837
AC-4818	20	1,35	7,901
AC-4820	26	1,60	9,723
AC-4825	33	1,64	19,594
AC-4830	40	1,68	21,101
AC-4840	52	1,75	27,130

* With tin-plated copper wire.

** The thickness tolerance value for copper wire is $\pm 3,5$ turns.





- Flexible wire braid busbars can be produced in accordance with the specifications of **AA59569** (formerly known as QQB575). This standard has been created to describe the wire braids produced for military purpose cable screenings.
- These products are absorbent for the elongation and shortening caused by the heat effect. They are preferred in environments where low and high voltage **vibration** and **impact effects** are likely.
- Provides easy application advantage thanks to its flexible structure.
- Products have high expansion and contraction ability with their super elasticity.
- Product coding is given in the table below.
- It is currently possible to prepare products using **tin or nickel** plated copper wires. The production variety of the products is specified in the product codes. Demands can be formed by specifying the inner diameter values, the coating material demanded on copper, the wire diameter and the tubular or flat product demands with this code value.
- You can access detailed production range information by using the following QR code.



AA59569 R 36 T 0375

- Inside Diameter (mils)
- Strand Coating, (T=Tin N=Nickel)
- American Wire Gauge (AWG) of individual strands
- Form, R=Tubular F=Flat
- Federal Specification

GLOBAL DISTRIBUTION BY THE OPTOKON GROUP



This product has been manufactured in a certified facility where the quality management system complies with the TS EN ISO 9001:2015 standard.